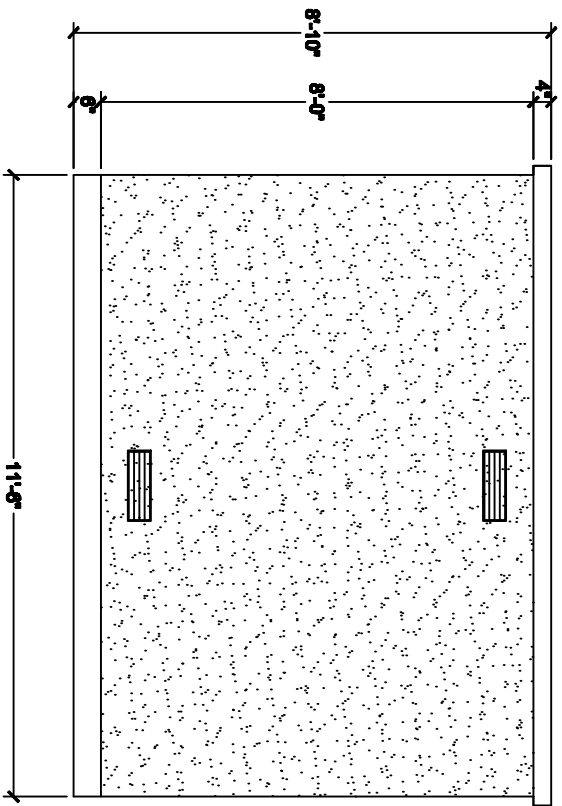




FRONT ELEVATION



BACK ELEVATION



FLOOR PLAN



SIDE ELEVATION (TYP.)

STORAGE BUILDING
 PRECAST CONCRETE BUILDING
 11'-6" X 20'-6" X 8'-10" H



CARR CONCRETE CORPORATION
 P.O. BOX 265
 WAVERLY, WV 26184-0265

PHONE: (800)837-8918
 FAX: (304)484-4013

| REV | DATE | DESCRIPTION |
|-----|------|-------------|
| 0 | | ADDITIONAL |

DRAWN BY: *AW*
 DATE: 11/04/08
 SCALE: AS INDICATED
 SHEET NO. 1 OF 1